

# TourKing zmmyhy003 Smoker Gasket Seal Tape

## QUICK BUYER GUIDE



Grill owners needing universal high-temperature self-adhesive gasket replacement

### At a Glance Specs

 **LENGTH**  
**14.7 feet long**

 **WIDTH & THICKNESS**  
**7/8 inch by 1/8 inch**

 **MATERIAL**  
**Synthetic heat-resistant fiber**

 **ADHESIVE**  
**Self-stick peel-and-stick backing**





 **HEAT RESISTANCE**  
**High temperature resistant**

 **COMPATIBILITY**  
**Compatible with many grill brands**

 **INSTALLATION**  
**Stick-on install no glue**




## Who It Is For

---

-  Owners replacing worn kamado or grill gaskets
-  DIYers who prefer a peel-and-stick repair
-  Users wanting a tighter lid seal to hold heat
-  People trimming gasket tape for custom fit





## Who It Is Not For

---

-  Those needing a preformed OEM replacement ring
-  Users who cannot clean and dry the surface first
-  Buyers expecting dishwasher safe gasket materials

## Trade Offs to Consider

---

-  Tape fits many shapes but needs trimming
-  Self-adhesive simplifies install but needs clean surface
-  Synthetic fiber resists heat but differs from rope gaskets
-  Requires 24 hour lid rest after installation



## Users Say

### ● POSITIVES

- ✓ Creates a seal to reduce heat and smoke leaks
- ✓ Adhesive backing is easy to apply
- ✓ Material resists high cooking temperatures

### ● COMPLAINTS

- ⚠ Adhesive fails if surface not fully cleaned
- ⚠ Tape must be cut and positioned carefully
- ⚠ Not intended for dishwasher or submerged cleaning



## How It Compares

- Versus OEM ring: cheaper but requires trimming and shaping
- Versus rope gasket: easier install but different thickness profile
- Versus glued gaskets: no extra adhesive needed for most installs
- Versus pre-cut kits: more flexible length but more DIY work



## Choose This If...

- ✓ You want an easy peel-and-stick gasket repair
- ✓ You need a universal length for multiple grills
- ✓ You can clean and prep the lid surface before install



## Skip This If...

- ✗ You require an exact OEM-shaped replacement part
- ✗ You cannot perform basic surface prep before applying
- ✗ You need a gasket rated for dishwasher cleaning



## Learn More

---



**Read our Review**

[High-Temp Grill Gasket Tape for Smoker Seal Replacement](#)



**Visit our YouTube Channel**

[Grill Reviews](#)



**Visit our Website**

[grillreviews.novicelinks.com](https://grillreviews.novicelinks.com)